



# GVI 8" BUTTWELD

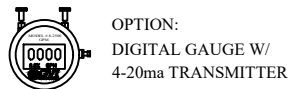
GA DRAWING / SUBMITTAL DATA



### STANDARD GAUGE DATA

CONSTRUCTION: ALUMINUM BODY ASTM B211-03  
 OPERATION: DIAPHRAGM (BUNA CONVOLUTED)  
 TEMPERATURE: 180°F / 80°C  
 PRESSURE: 500 PSIG - 3450 KPA  
 APPROX. WEIGHT: 3.75 LBS (1.7 KGS)  
 DISPLAY: USGPM / LPM or USGPM / M3H

4" DIAL STANDARD - 6" DIAL AVAILABLE



OPTION:  
 DIGITAL GAUGE W/  
 4-20ma TRANSMITTER

### STANDARD VENTURI DATA

MATERIALS: MACHINED 1026 CARBON STEEL  
 ASTM A-106 - B/C HRS

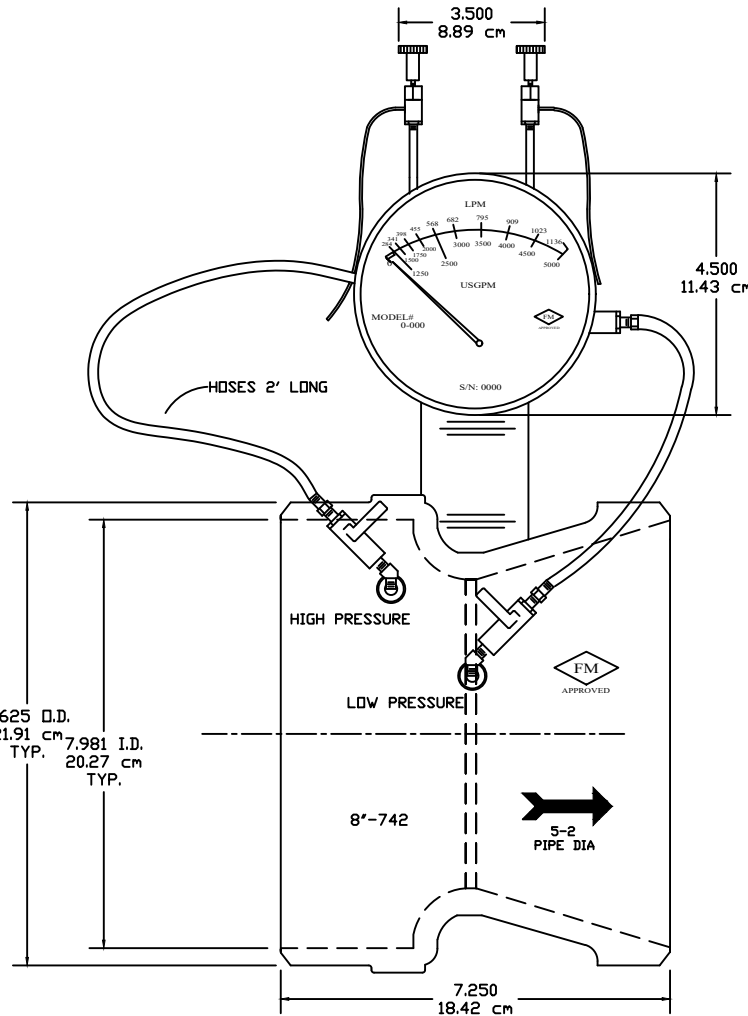
VALVES: 1/4" BRASS BALL  
 Rated @ 600 WOG  
 Body: ASTM-B584  
 Tail Piece: ASTM B16 C36600  
 Ball: ASTM B16 C36600  
 (HARD CHROME PLATED)

BRASS FITTING: ASTM B16 C36600  
 Meets functional requirements of the  
 SAE J530, SAE J531 and ASA.

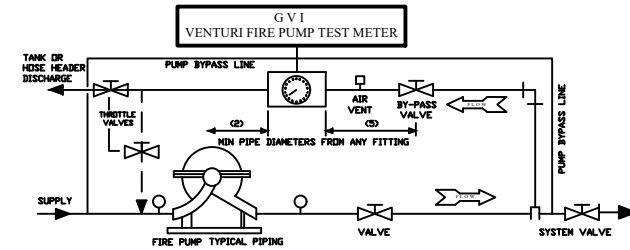
ID TAG: Laser Engraved Aluminum

HOSES: Rubber Hoses Rate at 750 PSI WP

VENTURI PATENT #D764,630 S



### TYPICAL INSTALLATION



### OPERATING INSTRUCTIONS

1. CLOSE SYSTEM VALVE.
2. OPEN SYSTEM BY-PASS VALVE AND THROTTLE VALVE.
3. PURGE METER LOCATED ON VENTURI AS FOLLOWS:
  - OPEN SHUT-OFF VALVES & VENT VALVES.
  - WHEN A STEADY STREAM OF WATER IS PASSING THROUGH EACH PLASTIC HOSE, THE METER IS PURGED OF AIR.
  - CLOSE VENT VALVE AFTER PURGING.
4. START FIRE PUMP, READ METER IN GPM / LPM
5. REFER TO PUMP GPM / LPM REQUIREMENT AND ADJUST THROTTLE VALVE FOR THIS REQUIREMENT.
6. AFTER TEST OPEN SYSTEM VALVE AND CLOSE SYSTEM BY-PASS AND THROTTLE VALVES.

GLOBAL VISION INC.

8730 JEFFERSON HWY  
 OSSEO, MINNESOTA 55369  
 763 - 391 - 0990

FIRE PUMP ASSEMBLY  
 8" BUTTWELD

DATE: 01/28/18

SCALE: NTS

DWG # GVIFP-8-B

APPROVED BY: CPS